

# 1-Yard Loose Shirt

## Free Sewing Pattern



Follow instructions and photos at:

[looksgoodtous.com/free-pattern-downeast-basics-loose-t-shirt-sewing](https://looksgoodtous.com/free-pattern-downeast-basics-loose-t-shirt-sewing)

More patterns: <https://looksgoodtous.com/tag/patterns>

**LGTU**

Downeast Basics Shirt


1



A hand-drawn sketch of a shirt front pattern piece. It consists of a vertical line on the left side, a horizontal line at the top, and a curved line on the right side that slopes downwards from the top right towards the bottom right. The text 'Shirt Front' is written in the center of the pattern.


Shirt Front






A hand-drawn sketch of a shirt back pattern piece. The sketch shows a curved neckline at the top, a shoulder seam, and a vertical line on the right side representing the side seam. The text "Shirt Back" is written in the upper left area of the pattern.

Shirt Back






Fold Line

7

Fold Line



8





10

11



Downcast Basics Shirt

