

Dolman Sleeve Top

Free Sewing Pattern



Follow instructions and photos at:

looksgoodtous.com/free-sewing-pattern-downeast-dolman-sleeve-top

LGTU

Downeast Basics Shirt

1





Shirt Front

A hand-drawn sketch of a shirt front pattern piece. It consists of a vertical line on the left side, a horizontal line at the top, and a curved line on the right side that slopes downwards from the top right towards the bottom right. The text 'Shirt Front' is written in the middle of the curved section.



Shirt Back






Fold Line

Sleeve
(Make 2)

Short sleeve

(2 1/2 inches)




Fold Line




Fold Line

8



Longer sleeve



10

11

